



Ambulance for Specs	Type B (WB 3 200 & WB 3 488)	Type C (WB 3 200 & WB 3 488)	Type D ALS (WB 3 488)
Type	Patient Transport	Basic Life Support	Advanced Life Support
Stretcher	Standard-Auto Loading	Standard-Auto Loading	European (Spencer) - Auto Loading
Oxygen Delivery System	No	Yes-Analog Type	Yes-Analog Type
Attendant Seat	3 or 4 seater	3 or 4 Seater	3 or 4 Seater
Medical Cabinet with Lock	No	Yes	Yes
Dustbins	No	2	2
EMT Seat/Doctor Seat	No	Yes- 1 No.	Yes- 1 No.
Provision for Oxygen Cylinder	Yes	Provision for 2 "B" Type	Provision for 2 "D" Type
Bar Light and PA System	Siren and Light (Not Bar)	Yes	Yes
Branding	As per AIS 125 Part 1 Patient Transport Decal	As per AIS 125 Part 1 Basic Life Support Decal	As per AIS 125 Part 1 Advanced Life Support Decal
Wash Basin	No	No	No
Inverter Fabrication	PVC Coated Aluminium Lining	FRP/ABS	FRP/ABS
Hat Rack	No	Yes	Yes
Blinkers and Focus Lights	No	Yes	Yes
Invertor	No	Yes	Yes
AC and DC Points	No	Provision for AC and DC Input Points inside the Patient Cabin for Medical Equipment	Provision for AC and DC Input Points inside the Patient Cabin for Medical Equipment
External Charging Point	No	Yes	Yes
Partition Wall between Driver & Patient	Yes	Yes with a Communication Window	Yes with a Communication Window
Seating Capacity	6 + P / 7 + P / 10 + P	6 + P / 7 + P / 8 + P / 10 + P	-

Available in both AC and Non-AC variants | Also available as Shell option

Technical Specifications

Brand	WINGER 3 200 WB	WINGER 3 488 WB
Model	3 200	3 488
Engine Type	TATA DICOR 2.2 l BS6 RDE, Diesel	TATA DICOR 2.2 l BS6 RDE, Diesel
Power	75 kW @ 3 750 r/min	75 kW @ 3 750 r/min
Torque	200 Nm @ 1 250 - 3 500 r/min	200 Nm @ 1 250 - 3 500 r/min
Gearbox	Tata Winger Gearbox (TA-70) -5F/1R, Synchronesh on all gears	Tata Winger Gearbox (TA-70) -5F/1R, Synchronesh on all gears
Front Axle	Independent Stub Axle with CV Shaft arrangement	Independent Stub Axle with CV Shaft arrangement
Rear Axle	Rigid / Dead Type	Rigid / Dead Type
Steering	Power Steering Rack and Pinion	Power Steering Rack and Pinion
Battery	12 V, 80 Ah	12 V, 80 Ah
Alternator Capacity*	150 A + 90 A	150 A + 90 A
Front Brakes	Disc Brakes with Twin Pot Calliper	Disc Brakes with Twin Pot Calliper
Rear Brakes	Drum Brakes with ABS	Drum Brakes with ABS
Brake Type	Hydraulic Brakes with Vacuum Booster	Hydraulic Brakes with Vacuum Booster
Front Suspension	McPherson Strut with Coil Spring, Wishbone Type	McPherson Strut with Coil Spring, Wishbone Type
Rear Suspension	Parabolic Leaf Springs, with Hydraulic double acting telescopic type shock absorber	Parabolic Leaf Springs, with Hydraulic double acting telescopic type shock absorber
DEF Tank Capacity	16 l	16 l
Fuel Tank Capacity	60 l	60 l
Tyre Size	195 R 15 LT, 8PR	195 R 15 LT, 8PR
Turning Radius (TCD)	12 800 mm	13 600 mm
Wheelbase	3 200 mm	3 488 mm
Overall Length	4 940 mm	5 478 mm
Overall Width	1 905 mm	1 905 mm
Overall Height	2 110 mm	2 490 mm NAC & 2 670 mm AC
Engine Displacement	2 179 cc	2 179 cc
BS6 Technology	DOC + DPF + SCR	DOC + DPF + SCR

Available in both AC and Non-AC variants | #Not in all models

TATA MOTORS

For more information, visit
www.winger-tatamotors.com | ☎ 1800 209 7979

You can also contact our Sales Office: Tata Motors Limited, 4th Floor, Ahura Centre, 82, Mahakali Caves Road, MIDC, Andheri (East), Mumbai - 400 093.

All pictures shown are for illustration purpose only. Actual product may vary. CAUTION: Accessories shown in the picture or elsewhere do not constitute standard fitment. The specifications are merely indicative. Due to continuous product improvements, these specifications are liable to change without notice.



Widest Service Network



Tata Genuine Parts in every location



Best-in-class RESALE Value



Assured Quality Repairs within 15 days*



24-hour Vehicle Restoration Program



* Standard warranty, terms and conditions apply.



Healthcare on Wheels

Basic Life Support and Advanced Life Support

Presenting Tata Winger Range of Ambulances

* Standard warranty, terms and conditions apply.

BS6 P2

Phase 2 Ready

2.2 l engine for better mileage

Eco switch for better fuel efficiency

State-of-the-art ambulances AIS 125 - Part 1 Compliant

5 YEAR WARRANTY
₹90,000*


TATA WINGER
AMBULANCE

Best-in-class mileage
TATA DICOR 2.2 l
BS6 Engine




Power of Performance 

- Well Proven TATA DICOR 2.2 l BS6 Ph2 Engine
- Power 75 kW @ 3 750 r/min Torque 200 Nm @ 1 250 - 3 500 r/min



Monocoque Body Structure



McPherson Strut

Power of Comfort - Passenger & Driver 

- McPherson Strut coil spring with wishbone type suspension
- Monocoque Body Structure - Car like comfort



Power of Style & Design 

- Premium Tough design philosophy with New Chrome plated Trust Bar with Tata Logo
- Integrated wrap-around DRL with Full LED technology





Power of Profit 

- Best-in-Class - Fuel Efficiency in Vans for higher profits
- Dual Mode Eco Switch - gives efficient engine management for higher fuel efficiency



Power of Convenience & Connectivity 

- TATA Fleet Edge - Fleet Management System
- Fuel Consumption & Fuel Theft Monitoring and Vehicle Master and Reminders

-  Real time fuel consumption view & analysis
-  Analytical Reports







Power of Value 

- TATA Sampoorna Seva 2.0
- Winger Promise 2.0

Value Enhancers
BS6 P2

Winger RDE Additional Features & Advantages

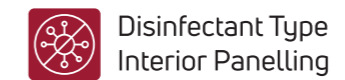
-  **Deeper Gear Ratio**
Improved driveability and gradeability
-  **Low Drag Calliper**
Reduced brake drag for higher mileage
-  **Torque Based GSA**
Better gear shift assist for higher mileage
-  **Improved External & Internal Connectivity**
TCU Connectivity, FOTA Features: 4G SIM and USB socket

Product Specifications

Fabrication



Fabricated complying with AIS 125 standards and ensuring safety of patient, attendant and driver by ensuring a germ-free environment



Disinfectant Type Interior Panelling



Partition between driver & patient compartment with communication window

Medical Equipment



Provision to mount medical equipment provided. Reinforced MS Sheet.

240V AC supply provided

Saline hook

IV hook

Medical Equipment Fitments (optional):
• Defibrillator • Cardiac Monitor
• Ventilator Suction Pump • Nebulizer
(Subject to availability)

Patient-handling Equipment / Driver / Co-driver Seating




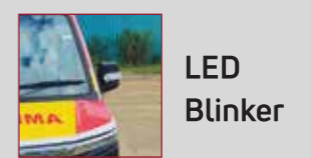
- Auto-loading stretcher with self-folding wheels

Oxygen Delivery System




Winger Ambulance is equipped with the essential oxygen delivery system to regulate & supplement oxygen to a patient

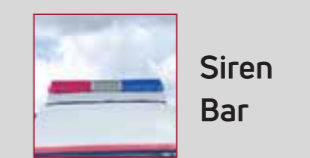
-  Manual oxygen delivery system for oxygen delivery system with 2 B (10 l) / D (46.7 l) type oxygen cylinders



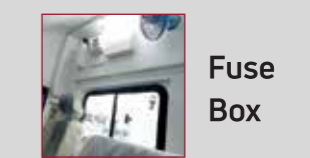
LED Blinker



Addressal System



Siren Bar



Fuse Box



External Charging Socket